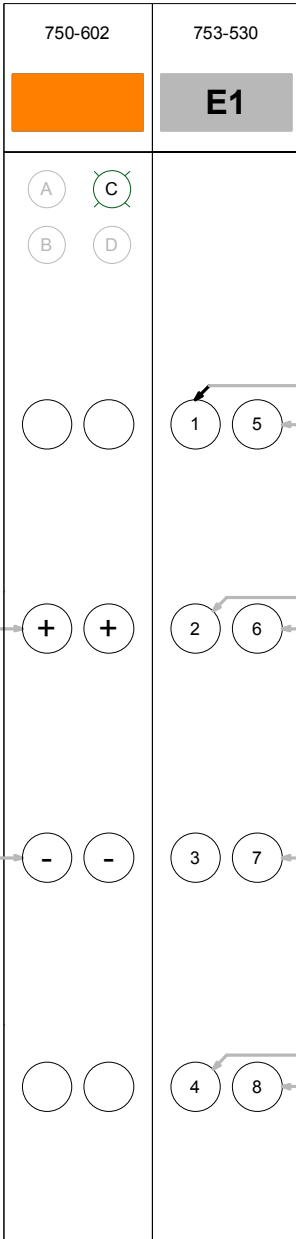



PLC Expansion Module for Discrete Signaling to External Host

Does not include Cable(s)

PLC I/F
OPTION
8 PT PNP
OUTPUT

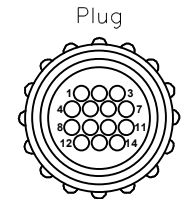


CONFIDENTIALITY NOTICE
THIS DRAWING IS THE PROPERTY OF PANTHER INDUSTRIES. THIS DRAWING SHALL NOT BE COPIED, DISTRIBUTED, NOR DISCLOSED WITHOUT PRIOR WRITTEN CONSENT FROM PANTHER INDUSTRIES.




Receptacle
206043-1

Sockets-Female
1-66105-8



Plug
206044-1

Pins-Male
1-66103-7



Cable Clamp
206070-1

NOTES:

PRINT THE FOLLOWING LABELS
- E:1, E:2, E:4, E:5, E:6, E:7, E:8
- I2:1, I2:3, I2:8, I3:2, +24V
- HOST COMM +24V
- HOST COMM 0VDC

INTERNAL EXPANSION WIRE LENGTH
- TO E1:X - 21"
- TO HOST COMM - 21"
- TO I2:X, I3:X AND +24V - 25"

+24VDC	+24VDC INPUT COMMON	1	GRN/WHT-LOW LABEL
I2:1	EXT CYCLE START	2	GRN/BLK-LOW RIBBON
I2:8	EXT RESET	3	
I3:2	EXT CYCLE START 2	12	
I2:4	EXT BYPASS	13	
	HOST COMMON + (24VDC)	4	
	HOST COMMON - (0V)	14	



Panther Industries, Inc.
8990 Barrons Blvd. - Highlands Ranch, CO 80129
800.530.6018

WARNING: This drawing is the property of Panther Industries, Inc. This drawing shall not be copied, distributed, nor disclosed without prior written consent from Panther Industries, Inc.

DRAWN BY	DATE	REV/DATE	SHEET	SIZE
TAS		02/12/19	SHEET 01-01	A

TITLE	P9e PLC Expansion Interface
DWG NO. - FILENAME	ELECT-P9e-PLC-EXP-V3.VC6
PART NO.	P9e-PLC-EXP
REVISION	A